



Student Bin Campaign: Summary report

This report was created on Wednesday 16 December 2020 at 12:27 and includes **390** responses.

The consultation ran from 02/10/2020 to 15/11/2020.

Contents

Question 1: Have you received one of the above leaflets through your letterbox? (deliveries will be completed by October 16th)	2
Leaflet type received	2
Question 2: Are you a student living in Sheffield?	2
Student status	2
Question 3: Did you read the leaflet?	2
Read leaflet?	2
Question 4: Has your household kept this leaflet for future reference?	3
Retention of leaflet	3
Question 5: Please tell us if there was any information missing from the leaflet that you would have liked to have seen included	3
Missing information	3
Question 6: Who takes responsibility for putting your waste and recycling into your bins?	3
Responsibility for filling bins	3
Question 7: Who takes responsibility for putting the bins out for emptying?	4
Bins out responsibility	4
Question 8: Are you a student living in Sheffield?	4
Student status	4
Question 9: Of the two designs, which would be most likely to grab your attention?	5
Attention level	5
Question 10: Which of the two designs would most encourage you to read the contents of the leaflet?	5
Likely to read?	5
Question 11: Thinking specifically about the 'Crap' leaflet design, would you be offended or concerned if this was delivered through your letterbox?	6
Offence?	6
Question 12: Would you still have concerns or be offended if the 'crap' leaflet was contained within an envelope similar to that shown above?	6
Envelope - still offended?	6
Question 13: Postcode	6
Postcode	6
Question 14: Age	7
Age	7
Question 15: Ethnicity	7
White	7
Other White background	8
Asian or Asian British	8
Other Asian background	8
Black or Black British	8
Black or Black British other	9
Other ethnic group	9
Other ethnic group	9
Mixed /multiple heritage	9
Other mixed background	9
Question 16: Disability	10
disability	10
Disability detail	10
other disability	11
Question 17: Name	11
Name	11
Question 18: Address	11
Address	11
Question 19: Email	11
Email address	11

Question 20: Telephone number

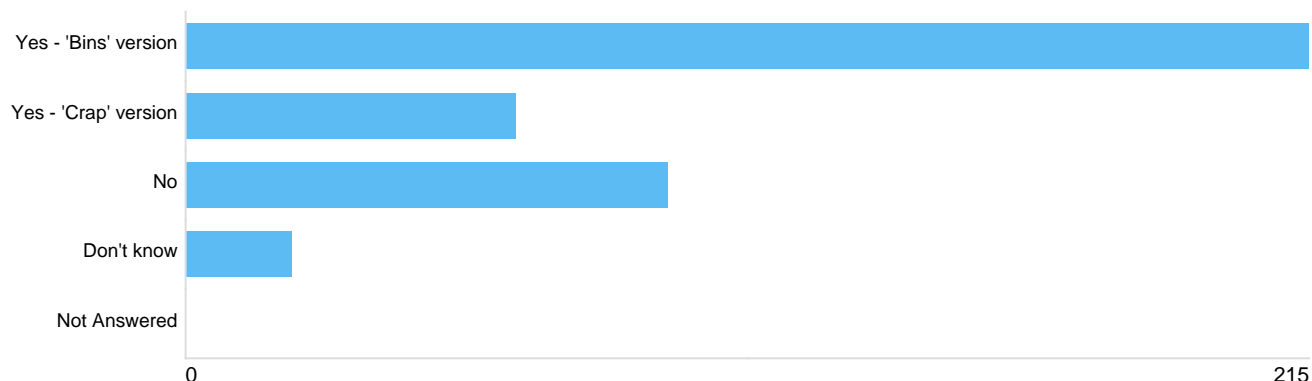
11

Telephone number

11

Question 1: Have you received one of the above leaflets through your letterbox? (deliveries will be completed by October 16th)

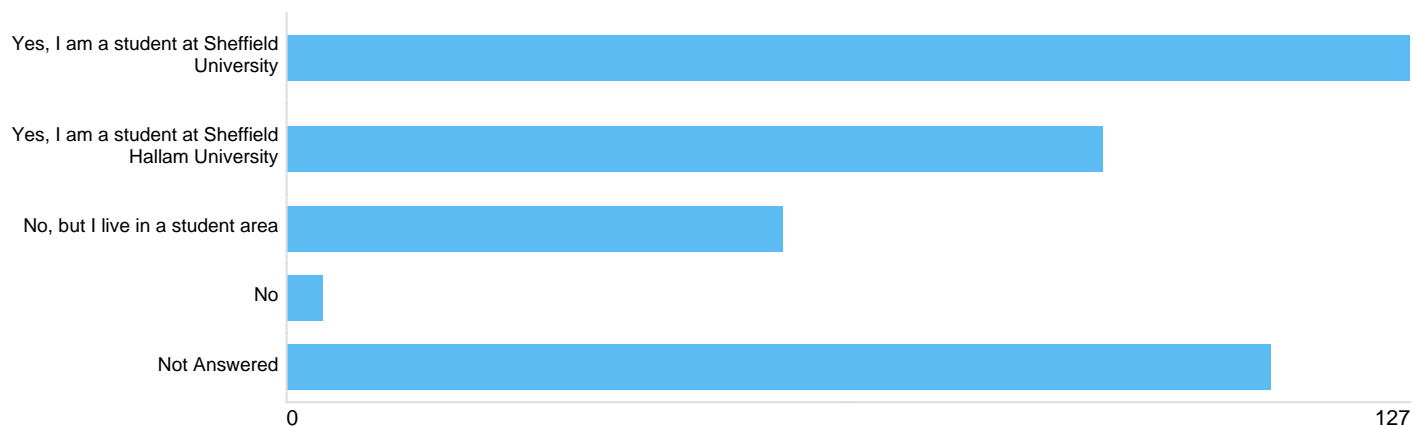
Leaflet type received



Option	Total	Percent
Yes - 'Bins' version	215	55.13%
Yes - 'Crap' version	63	16.15%
No	92	23.59%
Don't know	20	5.13%
Not Answered	0	0.00%

Question 2: Are you a student living in Sheffield?


Student status



Option	Total	Percent
Yes, I am a student at Sheffield University	127	32.56%
Yes, I am a student at Sheffield Hallam University	92	23.59%
No, but I live in a student area	56	14.36%
No	4	1.03%
Not Answered	111	28.46%

Question 3: Did you read the leaflet?

Read leaflet?



Option	Total	Percent
Yes	212	54.36%
No	7	1.79%
Not Answered	171	43.85%

Question 4: Has your household kept this leaflet for future reference?

Retention of leaflet



Option	Total	Percent
Yes	214	54.87%
No	4	1.03%
Don't know	1	0.26%
Not Answered	171	43.85%

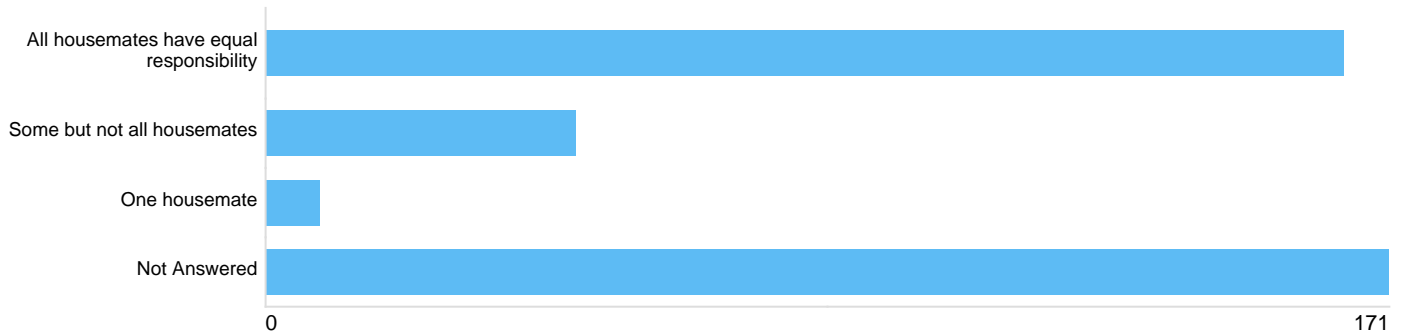
Question 5: Please tell us if there was any information missing from the leaflet that you would have liked to have seen included

Missing information

There were **86** responses to this part of the question.

Question 6: Who takes responsibility for putting your waste and recycling into your bins?

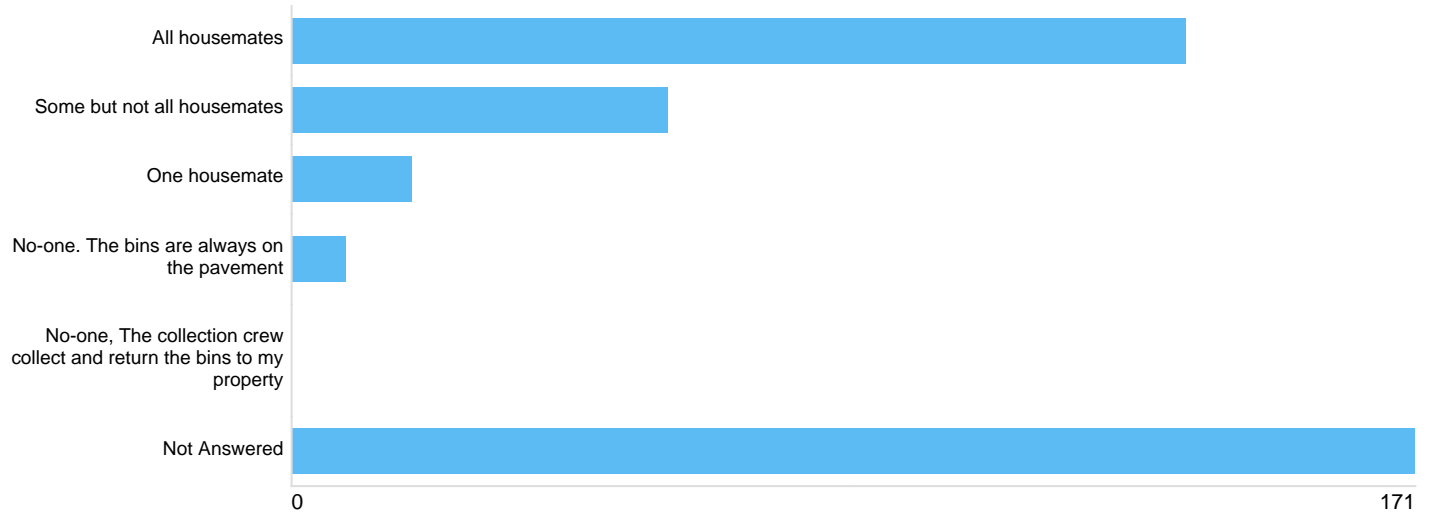
Responsibility for filling bins



Option	Total	Percent
All housemates have equal responsibility	164	42.05%
Some but not all housemates	47	12.05%
One housemate	8	2.05%
Not Answered	171	43.85%

Question 7: Who takes responsibility for putting the bins out for emptying?

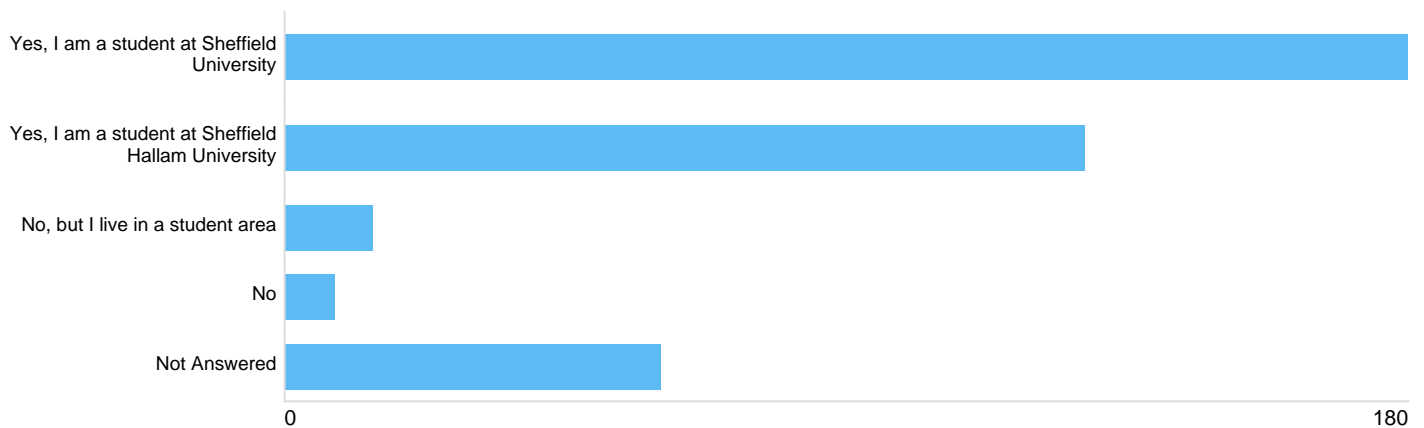
Bins out responsibility



Option	Total	Percent
All housemates	136	34.87%
Some but not all housemates	57	14.62%
One housemate	18	4.62%
No-one. The bins are always on the pavement	8	2.05%
No-one, The collection crew collect and return the bins to my property	0	0.00%
Not Answered	171	43.85%

Question 8: Are you a student living in Sheffield?

Student status



Option	Total	Percent
Yes, I am a student at Sheffield University	180	46.15%
Yes, I am a student at Sheffield Hallam University	128	32.82%
No, but I live in a student area	14	3.59%
No	8	2.05%
Not Answered	60	15.38%

Question 9: Of the two designs, which would be most likely to grab your attention?

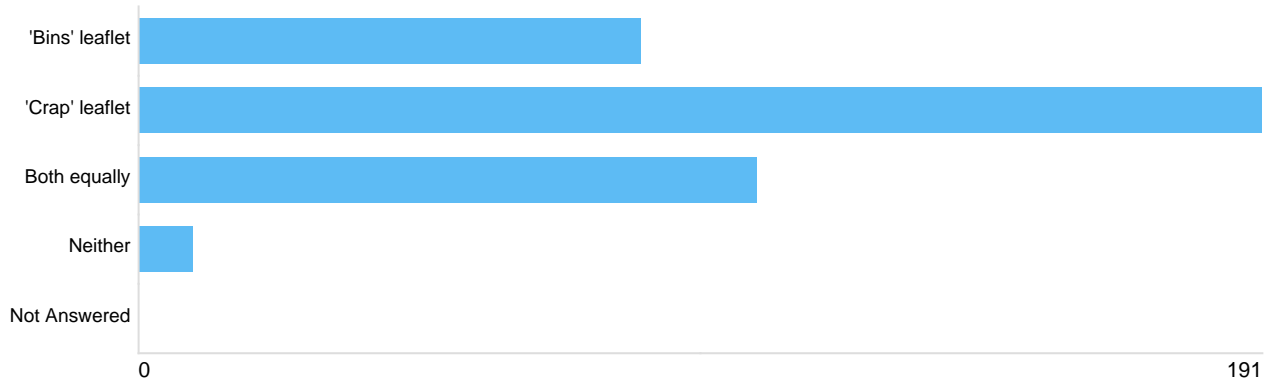
Attention level



Option	Total	Percent
'Bins' leaflet	69	17.69%
'Crap' leaflet	265	67.95%
Both equally	47	12.05%
Neither	9	2.31%
Not Answered	0	0.00%

Question 10: Which of the two designs would most encourage you to read the contents of the leaflet?

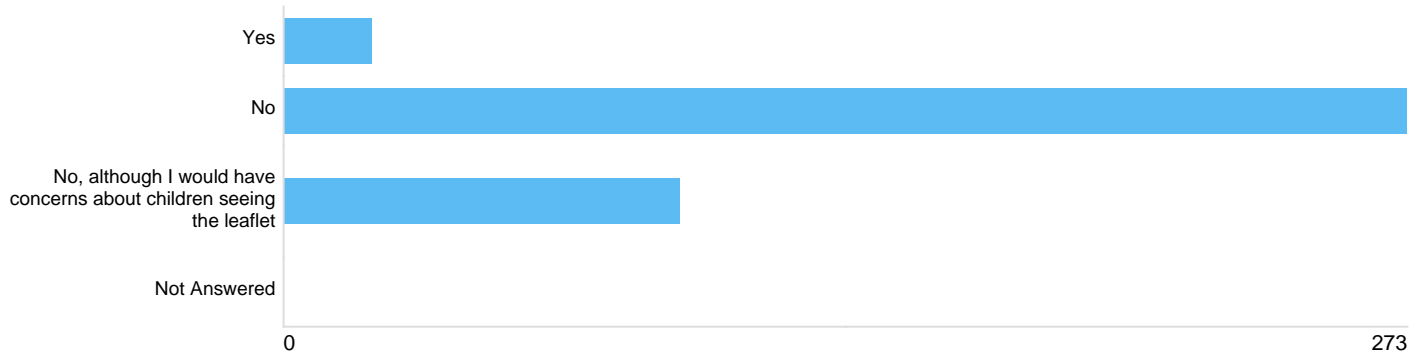
Likely to read?



Option	Total	Percent
'Bins' leaflet	85	21.79%
'Crap' leaflet	191	48.97%
Both equally	105	26.92%
Neither	9	2.31%
Not Answered	0	0.00%

Question 11: Thinking specifically about the 'Crap' leaflet design, would you be offended or concerned if this was delivered through your letterbox?

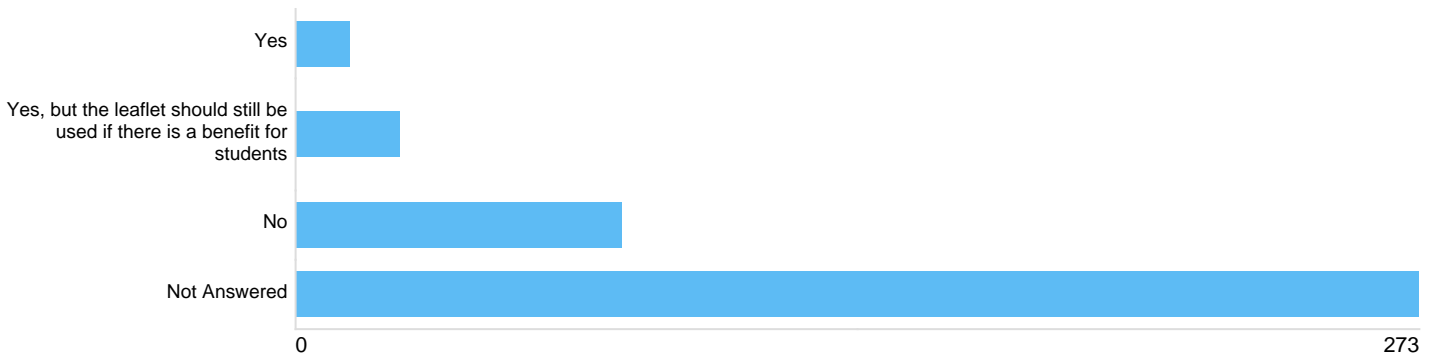
Offence?



Option	Total	Percent
Yes	21	5.38%
No	273	70.00%
No, although I would have concerns about children seeing the leaflet	96	24.62%
Not Answered	0	0.00%

Question 12: Would you still have concerns or be offended if the 'crap' leaflet was contained within an envelope similar to that shown above?

Envelope - still offended?



Option	Total	Percent
Yes	13	3.33%
Yes, but the leaflet should still be used if there is a benefit for students	25	6.41%
No	79	20.26%
Not Answered	273	70.00%

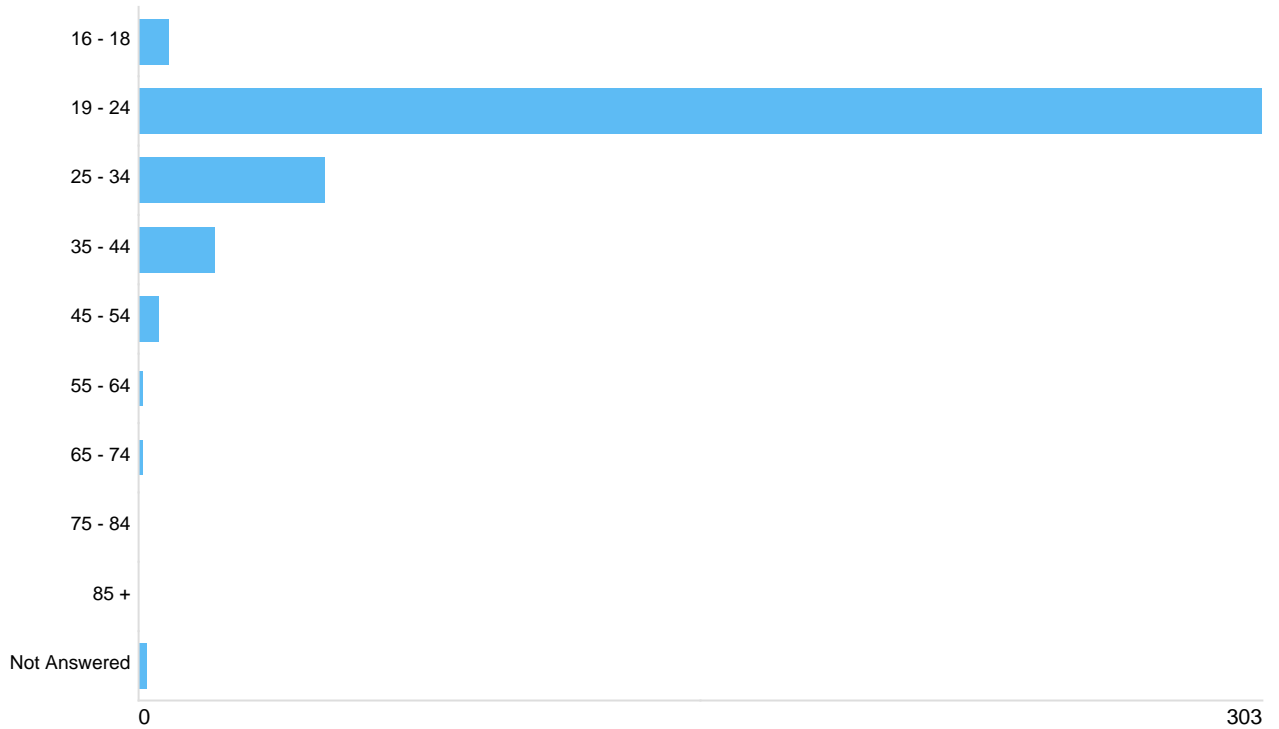
Question 13: Postcode

Postcode

There were **390** responses to this part of the question.

Question 14: Age

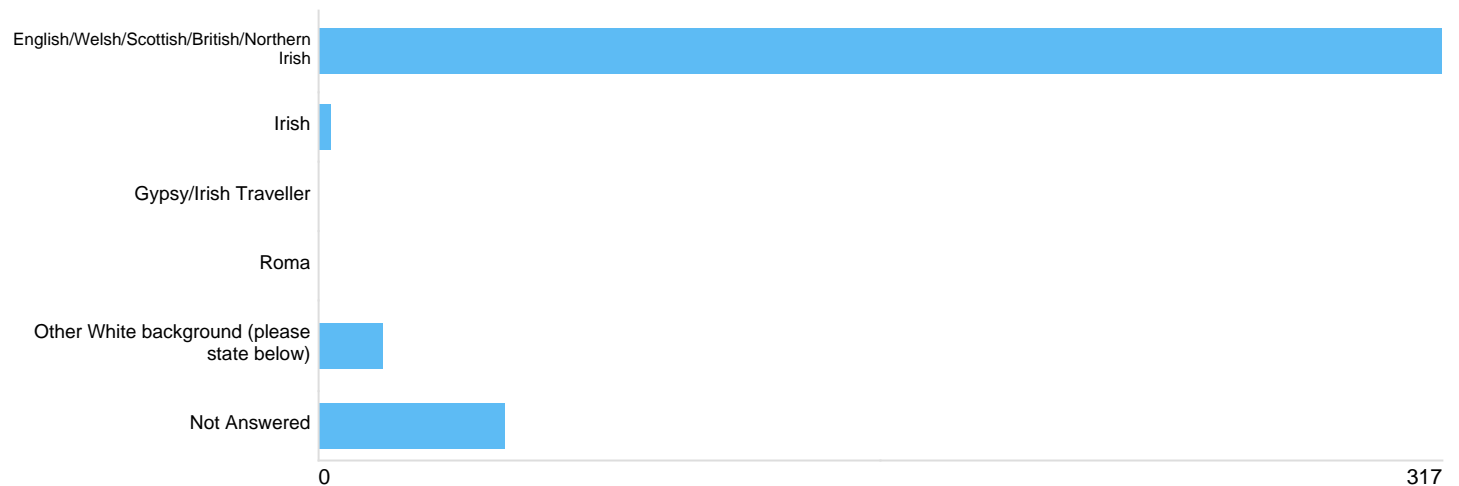
Age



Option	Total	Percent
16 - 18	8	2.05%
19 - 24	303	77.69%
25 - 34	50	12.82%
35 - 44	20	5.13%
45 - 54	5	1.28%
55 - 64	1	0.26%
65 - 74	1	0.26%
75 - 84	0	0.00%
85 +	0	0.00%
Not Answered	2	0.51%

Question 15: Ethnicity

White




Option	Total	Percent
English/Welsh/Scottish/British/Northern Irish	317	81.28%
Irish	3	0.77%
Gypsy/Irish Traveller	0	0.00%
Roma	0	0.00%
Other White background (please state below)	18	4.62%
Not Answered	52	13.33%

Other White background

There were 16 responses to this part of the question.

Asian or Asian British




Option	Total	Percent
Indian	11	2.82%
Pakistani	4	1.03%
Bangladeshi	0	0.00%
Chinese	2	0.51%
Other Asian background (please state below)	9	2.31%
Not Answered	364	93.33%

Other Asian background

There were 5 responses to this part of the question.

Black or Black British



Option	Total	Percent
Caribbean	1	0.26%
Somali	2	0.51%
African other	5	1.28%
Other Black background (please state below)	2	0.51%
Not Answered	380	97.44%

Black or Black British other

There were **0** responses to this part of the question.

Other ethnic group




Option	Total	Percent
Yemeni	0	0.00%
Other Arab	2	0.51%
Other ethnic group (please state below)	3	0.77%
Not Answered	385	98.72%

Other ethnic group

There were **2** responses to this part of the question.

Mixed /multiple heritage



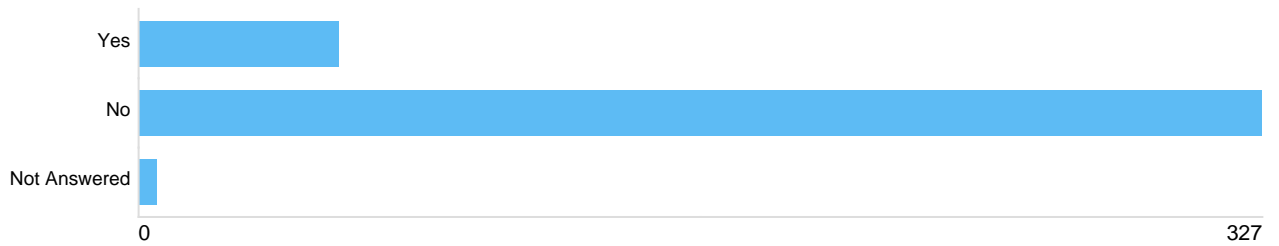
Option	Total	Percent
White and Black Caribbean	5	1.28%
White and Black African	2	0.51%
White and Asian	7	1.79%
Other Mixed background (please state below)	5	1.28%
Not Answered	371	95.13%

Other mixed background

There were **5** responses to this part of the question.

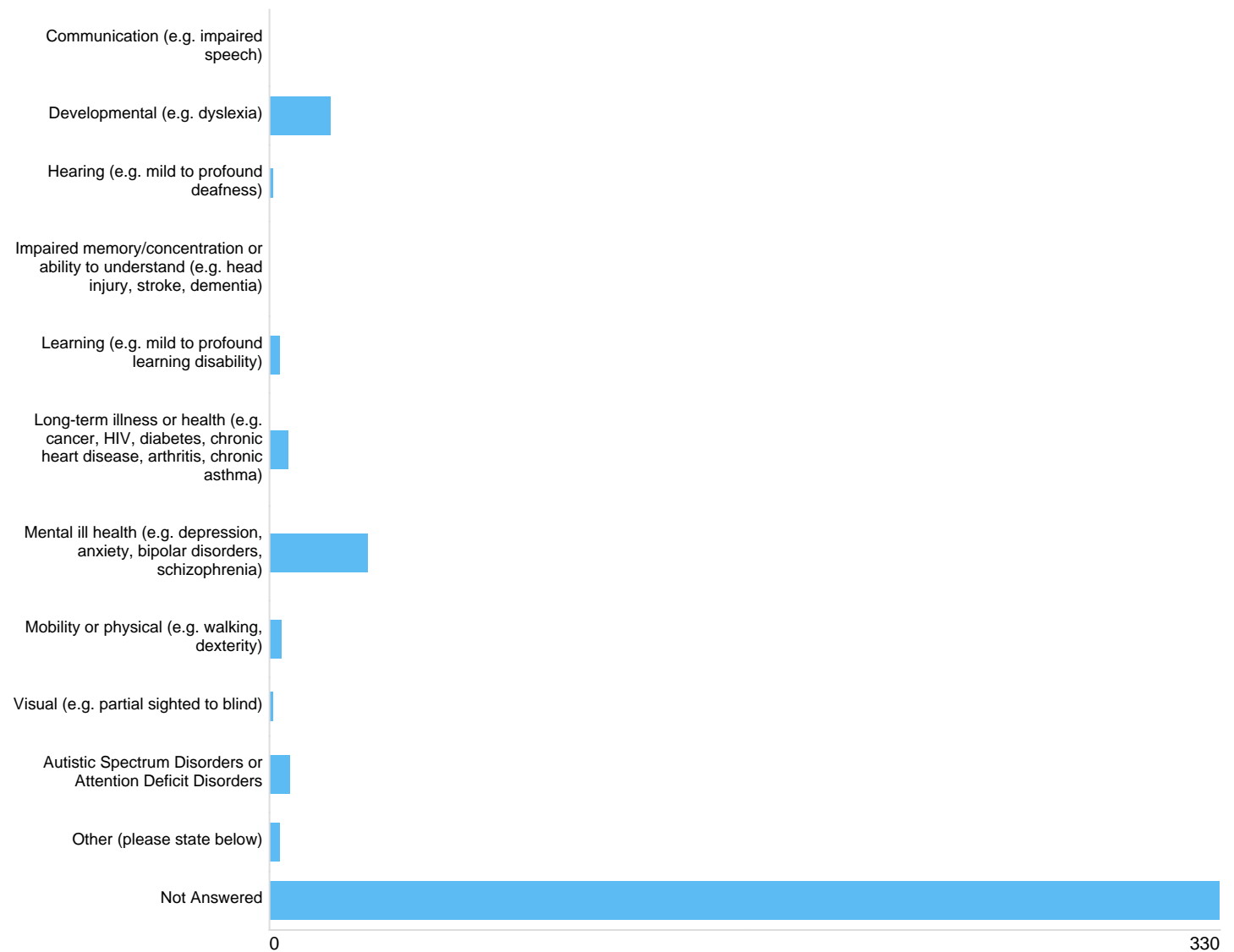
Question 16: Disability

disability



Option	Total	Percent
Yes	58	14.87%
No	327	83.85%
Not Answered	5	1.28%

Disability detail



Option	Total	Percent
Communication (e.g. impaired speech)	0	0.00%
Developmental (e.g. dyslexia)	21	5.38%
Hearing (e.g. mild to profound deafness)	1	0.26%
Impaired memory/concentration or ability to understand (e.g. head injury, stroke, dementia)	0	0.00%
Learning (e.g. mild to profound learning disability)	3	0.77%
Long-term illness or health (e.g. cancer, HIV, diabetes, chronic heart disease, arthritis, chronic asthma)	6	1.54%
Mental ill health (e.g. depression, anxiety, bipolar disorders, schizophrenia)	34	8.72%
Mobility or physical (e.g. walking, dexterity)	4	1.03%
Visual (e.g. partial sighted to blind)	1	0.26%
Autistic Spectrum Disorders or Attention Deficit Disorders	7	1.79%
Other (please state below)	3	0.77%
Not Answered	330	84.62%

other disability

There were **3** responses to this part of the question.

Question 17: Name

Name

There were **389** responses to this part of the question.

Question 18: Address

Address

There were **382** responses to this part of the question.

Question 19: Email

Email address

There were **384** responses to this part of the question.

Question 20: Telephone number

Telephone number

There were **354** responses to this part of the question.